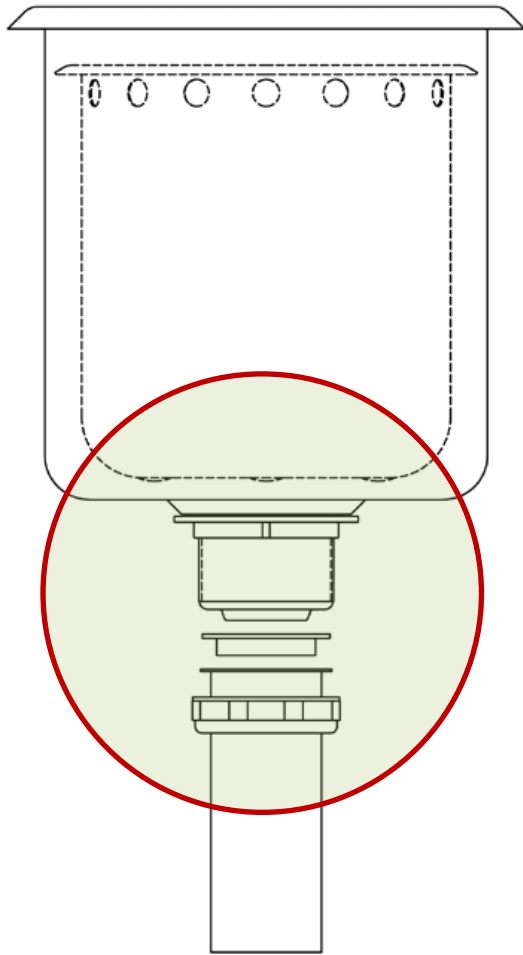


# Easiest Installation

# Dipperwell Faucet



# Existing Products



## Water Leakage

Water Leakage problem can be occurred due to many connection parts as time goes on.



## Hard to Install

It is very hard to install for tightening many connection parts with no leakage.



## Time to Install

Normally, it takes 1-2 hours to install because of complicating structure.

# Competitors

T&S Brass/USA



Grindmaster  
Cecilware/USA



Encore/China



Fisher/USA



Regency/???

Krowne/USA



# Our Products



## Easy to Install

You can connect it to the drainage hose only with a cable tie, so that it will take only half an hour.



## Prevention of Leakage

There is a slim possibility of water leakage due to very simple structure of the product.



## Economic


Due to saving the time to install, you can do much more installation than before.

# Composition

Inner Bowl – 1PC



Outer Bowl – 1PC



Faucet – 1PC



Check Valve – 1PC



Clips – 2PCS



**Patented Unique Structure**

Stainless Steel

Chromium Plating

Prevention of Air  
& Water Leakage

# How to Install

Perforating 140mm sized Hole

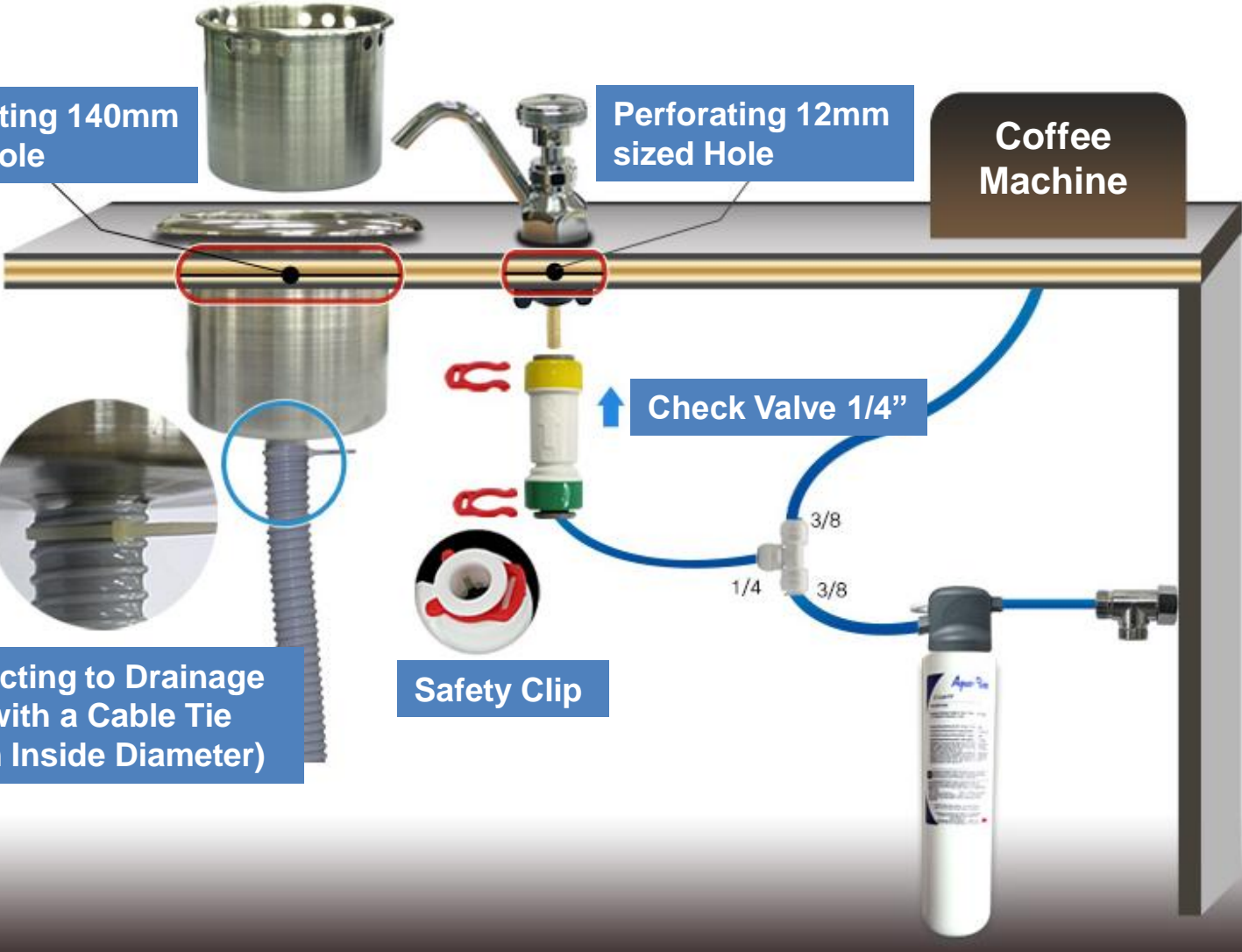
Perforating 12mm sized Hole

Coffee Machine

Check Valve 1/4"

Safety Clip

Connecting to Drainage Hose with a Cable Tie (30mm Inside Diameter)



# Contact



**Han WorkingK KG, Austria**

**DS HAN / MSc**

**Managing Director**

**[workingk@workingk.com](mailto:workingk@workingk.com)**

**<http://www.koreawaterfilter.com>**